



A QUIET MOMENT

Approximate Design Size 8.5ins x 12 ins (22cm x 30.5cm)

This Blackwork design , incorporating some cross-stitch should be stitched on 14 count Antique White Aida or 27/28 count Evenweave over 2 x 2 threads.

DMC

Cross Stitch in:



Black

310



Pewter Grey vy dk

3799



Pewter Grey vy dk + Black

3799 + 310

Back Stitch in:



Black

310



Pewter Grey vy dk

3799

Catkin Embroidery Designs ©

A Quiet Moment - Instruction Sheet

Size 8.5'' x 12'' (22cm x 30.5cm)

This Blackwork design incorporating some cross-stitch should be stitched on 14 count White aida or on 27/28 count evenweave over 2 x 2 threads

Blackwork

Blackwork is worked in backstitch or stab stitch. In this part of the design the thicker dark lines which are usually outlines should be stitched in 2 strands of the colour outlined below, while the thinner lines, usually those showing the infill pattern should be stitched in 1 strand of the appropriate colour.

Where darker lines appear over the infill pattern, for example in the laundry basket, then these should be stitched last after the underlying infill pattern underneath is completed.

Blackwork Colours

The lady busy stitching and her **cross-stitch hoop** and **fabric** are outlined in 2 strands of DMC 310 while the infill section of her top and the **stitches** on the fabric are in 1 strand of DMC 310. Her features are in mainly 2 strands of DMC 310 although 1 strand is used for her eyelids

The laundry basket is outlined in 2 strands of DMC 310 and the infill section in 1 strand of the same. The **clothes** in the basket are outlined in 2 strands of DMC 310 and the infill pattern in 1 strand of DMC 3799.

The ironing board is outlined in 2 strands of DMC 3799 as is the **iron** and the **ironing** on the board. The infill pattern on the **clothes** waiting to be ironed are in 1 strand of DMC 3799

Cross-stitch

Please use 2 strands of the colour shown on the key for each stitch throughout except on the **embroidery** she is holding where 1 strand may be used.

Chart Overlap


To make moving from 1 page of the chart to another easier, **TWO** lines are duplicated and shaded from the adjoining page on all pages except page 1. This is further explained on the chart.

Catkin Designs

We hope you enjoyed stitching this design. For a catalogue of other designs available, please contact us at the address on the front sheet.

Copyright Notice

All matter printed in this pack is the copyright of Catkin Embroidery Designs 1999 and may not be copied by any means or stored in any form of retrieval system without the express written permission of the publisher



Catkin Embroidery Designs

Copyright

A Quiet Moment ©





Catkin Embroidery Designs


Copyright

A Quiet Moment ©



Please note that there is a **TWO** row overlap at the top of this page



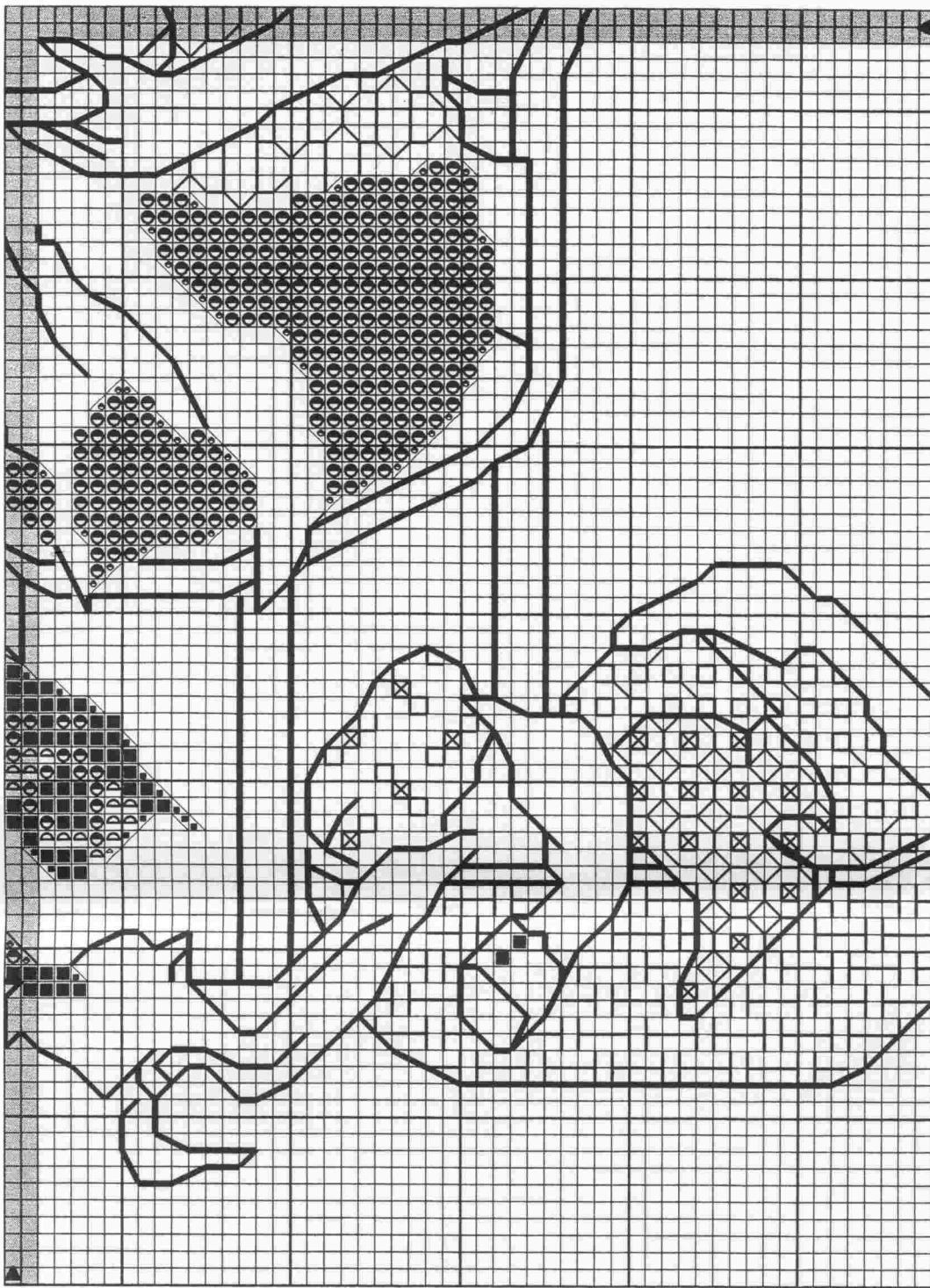


Catkin Embroidery Designs

Copyright

A Quiet Moment ©





Catkin Embroidery Designs

Copyright

A Quiet Moment ©

